

Ceiling Hung with Stainless Steel Hardware STANDARD Solid Plastic Toilet Partitions

Material Specification

1 . 0 1 Construction

Doors, panels and pilasters shall be certified CLASS B polyethylene solid plastic. The material shall contain no foaming agents, which can cause the formation of air pockets. The self-lubricating surface is resistant to marking and can be maintained effectively with ordinary household cleaners. Material is ideal for toilet partition installations, especially in high abuse and high moisture environments.

1 . 0 2 Doors

Shall be (25mm) 1" thick by (1397mm) 55" high straight cut with fine radius edges.

1 . 0 3 Panels

Shall be (25mm) 1" thick by (1397mm) 55" high straight cut with fine radius edges.

1 . 0 4 Pilasters

Shall be (25mm) 1" thick and straight cut with fine radius edges.

1 . 0 5 Pilaster Fastening Method

Pilasters shall be securely and rigidly fastened to structural steel or pre-cast concrete supporting member in ceiling (note: wood support is not acceptable) by means of two heavy hanging studs permitting vertical adjustment between bottom of supporting member and finished ceiling line. Heavy hanging studs to be attached to pilasters by means of a heavy duty, 3/8" (10mm) thick mounting bracket. Hadrian supplied ceiling studs MUST be used to create a secure installation. The ceiling fastening shall be concealed and protected by a 4" (102mm) stainless steel sleeve pilaster shoe. Ceiling hung partitions will be additionally stabilized by means of a 3" (76mm) stabilizer mounted 7' (2134mm) from the finished floor continuous around the interior of the compartment.

Notes:

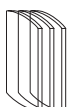
- 1) This specification does not include the supplying, installing, drilling or tapping of any of the structural members required in the ceiling for support of these units. Only the studs are supplied for installation by others.
- 2) Certain layout configurations may require the use of floor to ceiling pilasters.

1 . 0 6 Hardware & Fittings

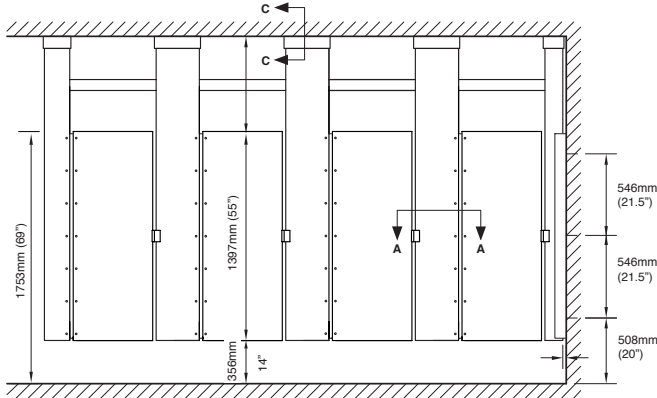
Doors are installed with heavy duty 14-gauge stainless steel continuous hinges that feature a stainless steel hinge pin. Hinges shall be fastened to door and pilaster with tamper-proof 6-lobe security head stainless steel through-bolts. Strike-keeper and throw latch shall be of cast stainless steel. Full height stainless steel channels are used at the panel to wall, panel to pilaster, and pilaster to wall connections. Inswing doors shall be fitted with a zinc die cast, #4 brushed combined coat hook and bumper. Outswing doors shall be fitted with a #4 brushed stainless steel flat coat hook. Fasteners are theft-proof 6-lobe security head stainless steel screws.

1 . 0 7 Finish

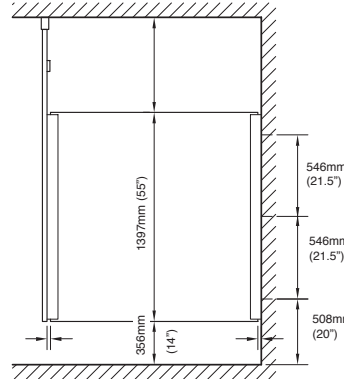
Doors, panels and pilasters shall be certified CLASS B polyethylene solid plastic with uniform color throughout. Color shall be as selected from Hadrian's color card.



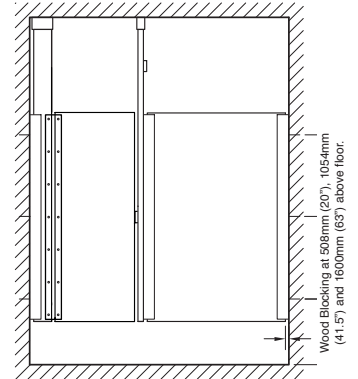
Ceiling Hung with Stainless Steel Hardware STANDARD Solid Plastic Toilet Partitions



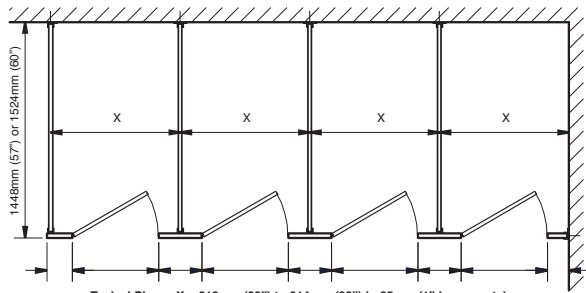
front elevation



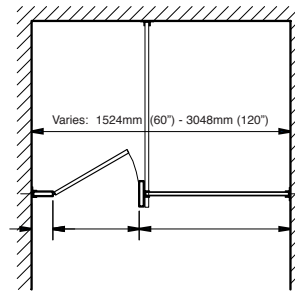
side elevation



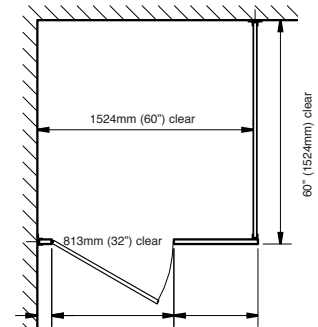
alcove elevation



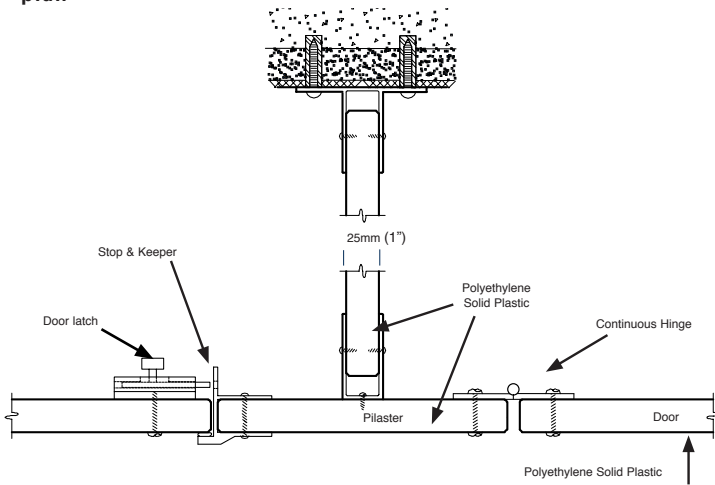
plan



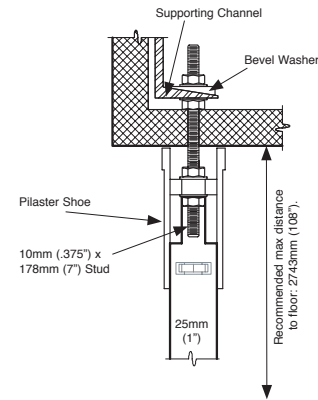
alcove plan



barrier-free plan



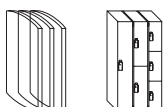
plan detail A-A



section C-C

Important Notes:

Structural steel or pre-cast concrete required as support in ceiling.
Structural support and drilling for studs by others. Studs available from Hadrian but installed by others.
Refer to final drawings for wood blocking information. Wood blocking is critical to ensure a rigid installation.
Hadrian supplied ceiling studs MUST be used to create a secure installation.
Certain layout configurations may require the use of floor to ceiling pilasters.



Hadrian Manufacturing Inc., 965 Syscon Road, Burlington, ON, Canada, L7L 5S3 • Tel: (905) 333-0300 • Fax: (905) 333-1841
Hadrian Inc., 7420 Clover Avenue, Mentor, OH, U.S.A., 44060 • Tel: (440) 942-9118 • Fax: (440) 942-9618
www.hadrian-inc.com