

## Headrail Braced STANDARD Solid Plastic Toilet Partitions

### Material Specification

#### 1 . 0 1 Construction

---

Doors, panels and pilasters shall be polypropylene or polyethylene solid plastic. The material's self-lubricating surface is resistant to marking and can be maintained effectively with ordinary household cleaners. Material is ideal for toilet partition installations, especially in high abuse and high moisture environments.

#### 1 . 0 2 Doors

---

Shall be (25mm) 1" thick by (1397mm) 55" high straight cut with fine radius edges.

#### 1 . 0 3 Panels

---

Shall be (25mm) 1" thick by (1397mm) 55" high straight cut with fine radius edges.

#### 1 . 0 4 Pilasters

---

Shall be (25mm) 1" thick by (2083mm) 82" high straight cut with fine radius edges.

#### 1 . 0 5 Headrail

---

Shall be 32mm (1.25") by 44mm (1.75") extruded anodized aluminum with anti-grip design. Wall thickness to be 1.5mm (0.060") and shall be securely attached to wall and pilasters with manufacturer's fittings in such a way as to make a rigid installation. All joints in headrails shall be made at a pilaster.

#### 1 . 0 6 Pilaster Fastening Method

---

Pilasters shall be securely and rigidly fastened to the floor on vertically adjustable floor brackets. The floor fastening shall be concealed and protected by a 4" (102mm) high solid plastic pilaster shoe. Three heavy-duty aluminum brackets shall be used at the pilaster to wall connection.

#### 1 . 0 7 Hardware & Fittings

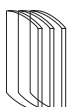
---

Doors are installed with 1/8" thick heavy extruded clear anodized aluminum hinges, which wrap around both the door and pilaster. Hinges are fastened to door and pilaster with tamper-proof 6-lobe security head stainless steel thru-bolts and fastened to the edge of the door and pilaster with a #10 x 1" screw. Top hinges have adjustable nylon cams. Strike-keeper and throw latch are extruded clear anodized aluminum. Three heavy-duty aluminum brackets are used at the panel to wall connection and a full-height continuous aluminum channel is used at the panel to pilaster connection. Hadrian's unique designer coat hook & bumper features a solid cast zinc hook and oversized black rubber bumper that functions as both a door stop and bag hook. Fasteners are theft-proof 6-lobe security head stainless steel screws. Hadrian hardware meets ADA and CHC requirements.

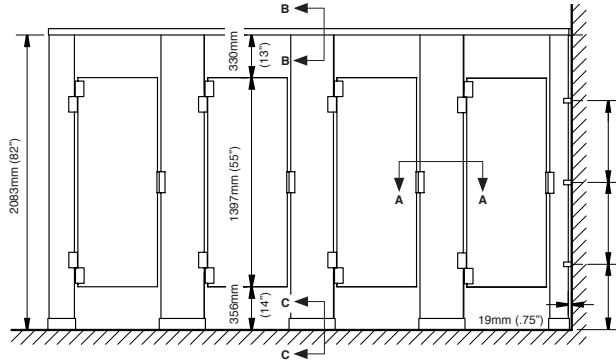
#### 1 . 0 8 Finish

---

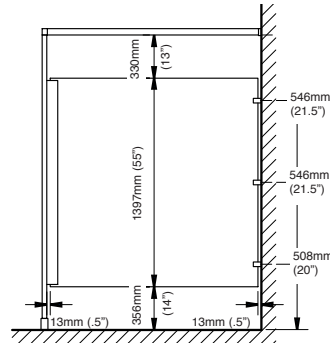
Doors, panels and pilasters shall be constructed of matte finished polypropylene or gloss finished polyethylene with uniform color throughout. Color shall be as selected from Hadrian's color selector.



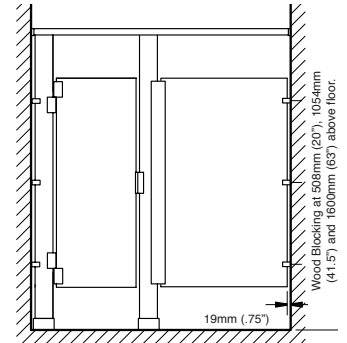
## Headrail Braced STANDARD Solid Plastic Toilet Partitions



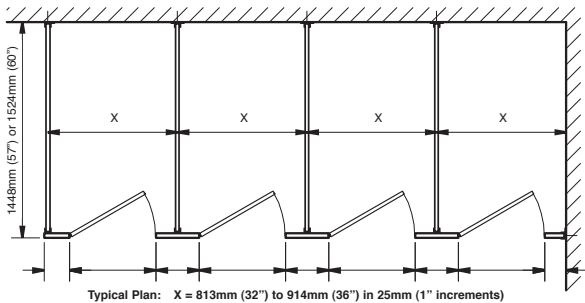
front elevation



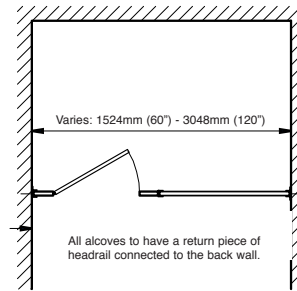
side elevation



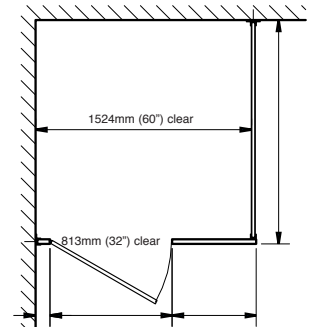
alcove elevation



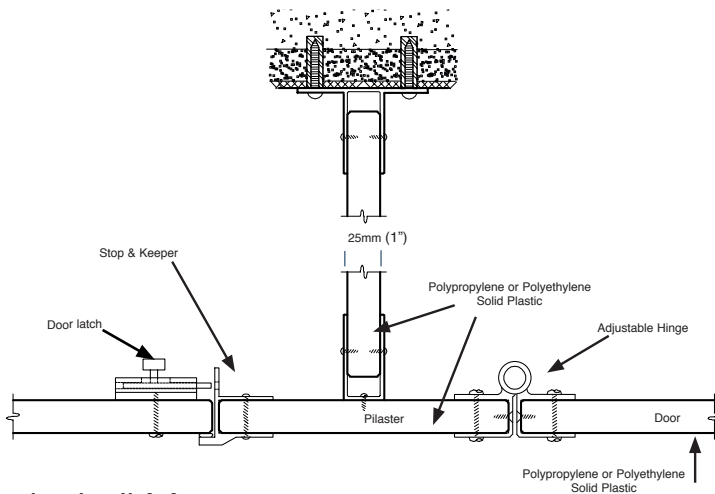
plan



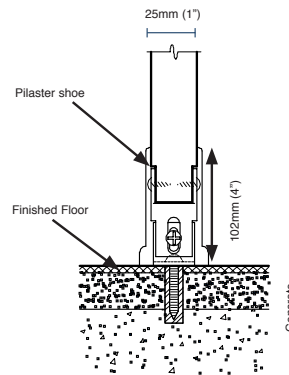
alcove plan



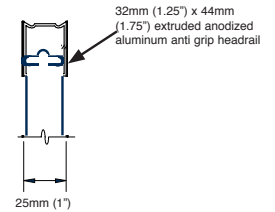
barrier-free plan



plan detail A-A



section C-C



section -B-B

### Important Note:

Refer to final drawings for wood blocking information. Wood blocking is critical to ensure a rigid installation.

