

Headrail Braced STANDARD Solid Plastic Toilet Partitions

Material Specification

1 . 0 1 Construction

Doors, panels and pilasters shall be certified CLASS B polyethylene or 100% post-consumer recycled polyethylene solid plastic. The material shall contain no foaming agents, which can cause the formation of air pockets. The self-lubricating surface is resistant to marking and can be maintained effectively with ordinary household cleaners. Material is ideal for toilet partition installations, especially in high abuse and high moisture environments.

1 . 0 2 Doors

Shall be (25mm) 1" thick by (1397mm) 55" high straight cut with fine radius edges.

1 . 0 3 Panels

Shall be (25mm) 1" thick by (1397mm) 55" high straight cut with fine radius edges.

1 . 0 4 Pilasters

Shall be (25mm) 1" thick by (2083mm) 82" high straight cut with fine radius edges.

1 . 0 5 Headrail

Shall be 32mm (1.25") by 44mm (1.75") extruded anodized aluminum with anti-grip design. Wall thickness to be 1.5mm (0.060") and shall be securely attached to wall and pilasters with manufacturer's fittings in such a way as to make a rigid installation. All joints in headrails shall be made at a pilaster.

1 . 0 6 Pilaster Fastening Method

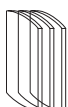
Pilasters shall be securely and rigidly fastened to the floor with 3" (76mm) high stainless steel anchor shoes. Plastic anchor shoes are also available in colors to complement the partitions. Three heavy-duty aluminum brackets shall be used at the pilaster to wall connection.

1 . 0 7 Hardware & Fittings

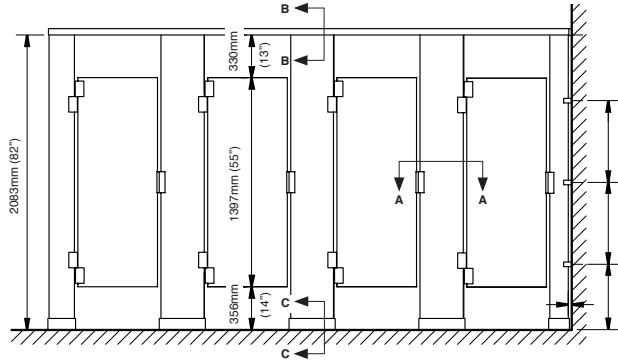
Doors are installed with 1/8" thick heavy extruded clear anodized aluminum hinges, which wrap around both the door and pilaster. Hinges are fastened to door and pilaster with tamper-proof 6-lobe security head stainless steel thru-bolts and fastened to the edge of the door and pilaster with a #10 x 1" screw. Top hinges have adjustable nylon cams. Strike-keeper and throw latch are extruded clear anodized aluminum. Three heavy-duty aluminum brackets are used at the panel to wall connection and a full-height continuous aluminum channel is used at the panel to pilaster connection. Hadrian's unique designer coat hook & bumper features a solid cast zinc hook and oversized black rubber bumper that functions as both a door stop and bag hook. Fasteners are theft-proof 6-lobe security head stainless steel screws. Hadrian hardware meets ADA and CHC requirements.

1 . 0 8 Finish

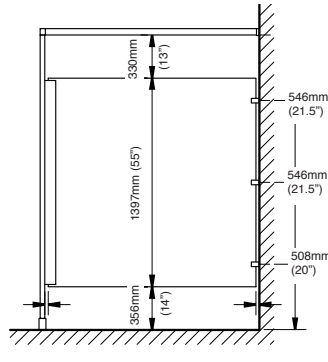
Doors, panels and pilasters shall be certified CLASS B polyethylene or 100% post-consumer recycled polyethylene with uniform color throughout. Color shall be as selected from Hadrian's color card.



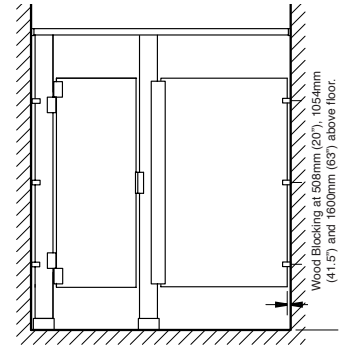
Headrail Braced STANDARD Solid Plastic Toilet Partitions



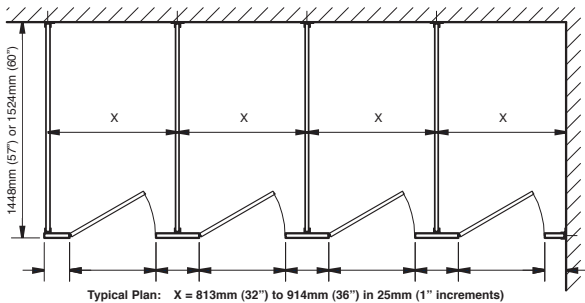
front elevation



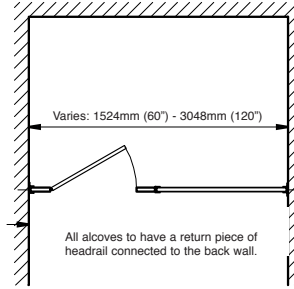
side elevation



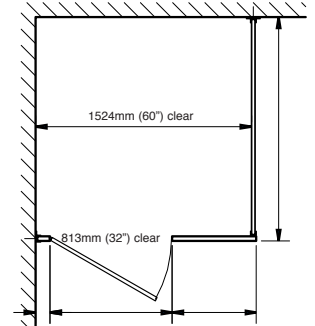
alcove elevation



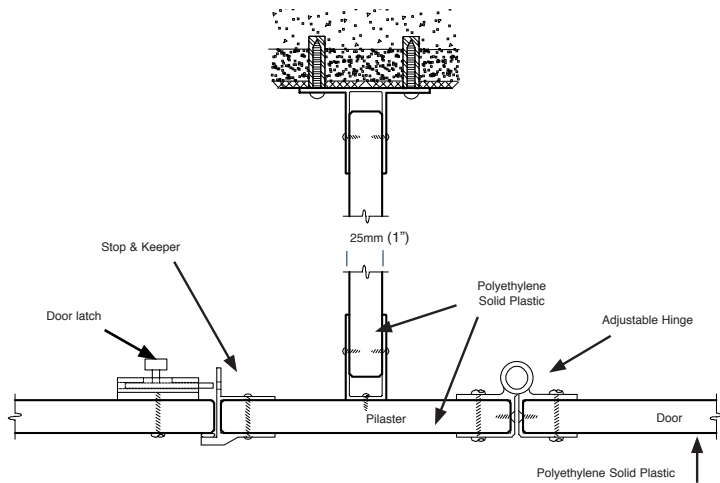
plan



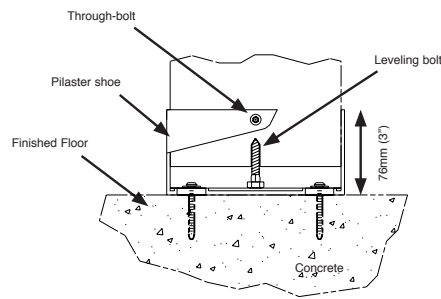
alcove plan



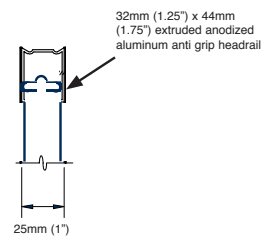
barrier-free plan



plan detail A-A



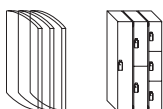
section C-C



section -B-B

Important Note:

Refer to final drawings for wood blocking information. Wood blocking is critical to ensure a rigid installation.



Hadrian Manufacturing Inc., 965 Syscon Road, Burlington, ON, Canada, L7L 5S3

Hadrian Inc.,

www.hadrian-inc.com

7420 Clover Avenue, Mentor, OH, U.S.A., 44060

• Tel: (905) 333-0300

• Tel: (440) 942-9118

• Fax: (905) 333-1841

• Fax: (440) 942-9618