

## Hybrid Stainless Steel - Floor Mounted STANDARD Metal Toilet Partitions

### Material Specification

#### 1 . 0 1 Construction

Doors, Panels and Pilasters shall be constructed of one sheet of panel flatness type 304, #4 brushed finish stainless steel and one sheet of panel flatness type 304, Embossed stainless steel with 5WL® pattern, laminated under pressure to a "verticel" honeycomb core for impact resistance, rigidity and sound deadening. Honeycomb to be of virgin, long fiber paper with a maximum 13mm (0.5") cell size. Formed edges to be welded together and interlocked, under tension, with a roll-formed oval crown stainless steel locking bar, mitred, welded and ground smooth at the corners.

#### 1 . 0 2 Doors

Shall be 1460mm (57.5") high and 25mm (1") thick with cover sheets not less than 0.8mm (.030"). Exterior side shall be type 304, #4 brushed stainless steel. Interior side shall be type 304, Embossed stainless steel.

#### 1 . 0 3 Panels

Shall be 1460mm (57.5") high and 25mm (1") thick with cover sheets not less than 0.8mm (.030"). Exterior side shall be type 304, #4 brushed stainless steel. Interior side shall be type 304, Embossed stainless steel.

#### 1 . 0 4 Pilasters

Shall be 32mm (1.25") thick cover sheets not less than 1.2mm (.048"). Exterior side shall be type 304, #4 brushed stainless steel. Interior side shall be type 304, Embossed stainless steel.

#### 1 . 0 5 Pilaster Fastening Method

Pilasters shall be securely and rigidly fastened to the floor using 19mm (.75") diameter expansion shields with spacer and nuts for levelling of pilaster. Floors, preferably concrete, should not be less than 127mm (5") thick for rigidity and anchorage. The floor fastening shall be concealed and protected by a 102mm (4") high, die-formed stainless steel pilaster shoe.

#### 1 . 0 6 Hardware & Fittings

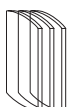
All panel and pilaster brackets and all door hardware shall be chrome plated zinc die castings, standard. Fasteners are 12 x 1-3/4" and 12 x 5/8" TR-27 6-lobe security screws. Doors shall be equipped with a gravity type hinge mounted on the lower pilaster hinge bracket. Door hinges shall be the wrap around type and adjustable to permit the door to come to rest at any position when not latched. Each door to be fitted with a combined coat hook and bumper and a concealed latch, with face mortised flush with edge strip of door. The combined stop and keeper shall have a 19mm (0.75") diameter bumper locked in place. Threaded door top hinge pin shall have a metal core and self lubricating nylon sleeve to ensure smooth, quiet operation. Pilaster shoes shall be a welded one-piece design made from polished stainless steel. Two-piece shoes that can disassemble when kicked are unacceptable.

Stainless Steel Hardware Upcharge Option:

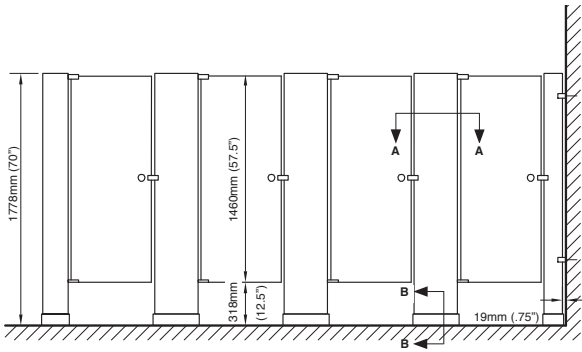
- All pilaster, panel and screen brackets are stamped stainless steel, #4 brushed finish.
- All door wrap around hinge brackets are cast stainless steel, #4 brushed finish.
- All 12 x 1-3/4" & 12 x 5/8" TR-27 6-lobe security screws are stainless steel, #4 brushed finish.
- All pilaster shoes are stainless steel, #4 brushed finish.
- All inner, barrier free inner, outer, door pulls, stop and keepers, coat hooks and door castings are standard zinc die castings, #4 brushed finish.
- All other components not outlined here are standard Hadrian hardware items.

#### 1 . 0 7 Finish

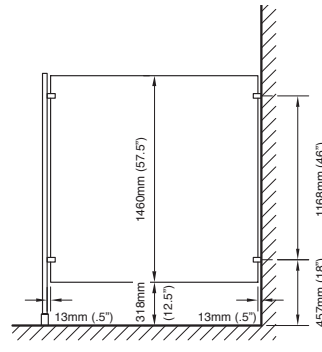
Type 304, #4 brushed finish on exterior of units. Type 304, Embossed stainless steel with 5WL® pattern on interior of units.



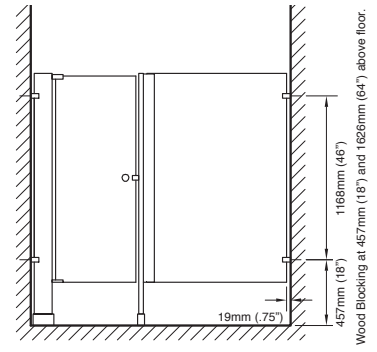
## Hybrid Stainless Steel - Floor Mounted STANDARD Metal Toilet Partitions



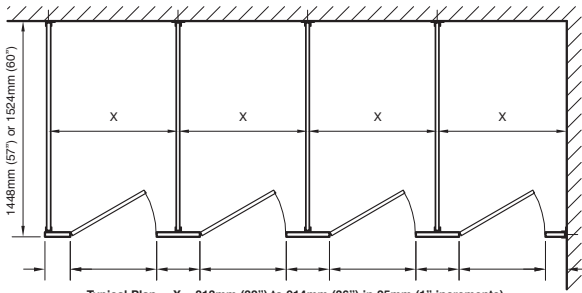
front elevation



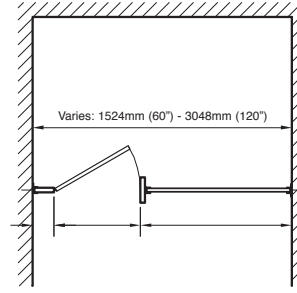
side elevation



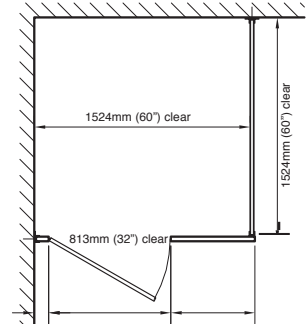
alcove elevation



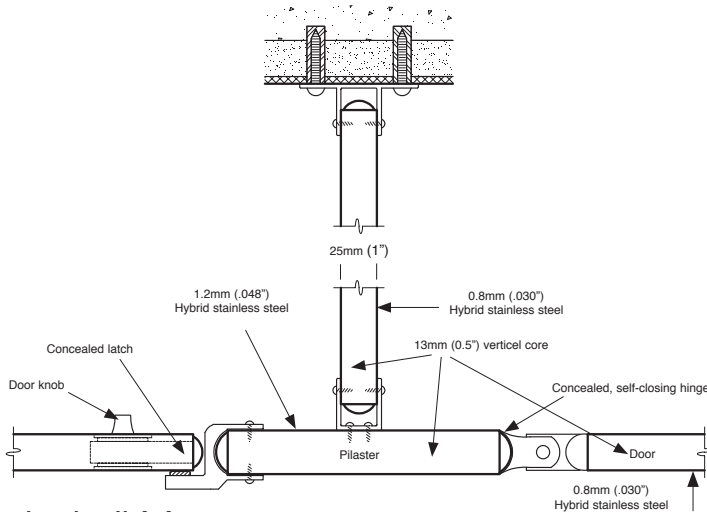
plan



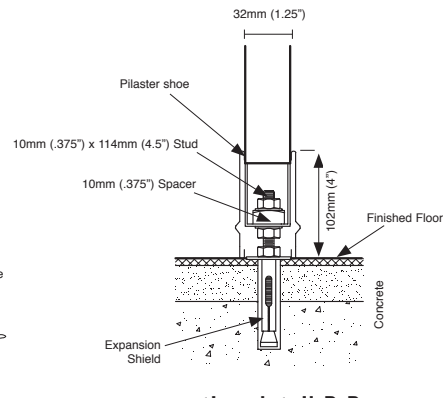
alcove plan



barrier-free plan



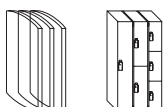
plan detail A-A



section detail B-B

### Important Notes:

Refer to final drawings for wood blocking information. Wood blocking is critical to ensure a rigid installation. For floor conditions other than as shown, obtain special anchoring details.



**Hadrian Manufacturing Inc.,**  
**Hadrian Inc.,**  
[www.hadrian-inc.com](http://www.hadrian-inc.com)

965 Syscon Road, Burlington, ON, Canada, L7L 5S3  
7420 Clover Avenue, Mentor, OH, U.S.A., 44060

• Tel: (905) 333-0300 • Fax: (905) 333-1841  
• Tel: (440) 942-9118 • Fax: (440) 942-9618